



Linkfactor Trade Receivables EUR 1, F.T.

Monthly Report: *May 2024*

	pag.
1. POOLINFORMATION AT CUT OFF DATE	1
2. GENERAL FUND INFORMATION	2
3. PROMISSORY NOTES INFORMATION	2
4. INFORMATION ABOUT ASSETS	3
5. HISTORICAL INFORMATION ABOUT ASSETS	3
6. BALANCE OF FUND ACCOUNTS	3
7. DISTRIBUTION BY OUTSTANDING NOMINAL AMOUNT	4
8. DISTRIBUTION BY PURCHASE PRICE	5
9. DISTRIBUTION BY ORIGINAL TERM	6

	pag.
10. DISTRIBUTION BY REMAINING TERM	7
11. DISTRIBUTION BY SEASONING	8
12. DISTRIBUTION BY DIRECT DEBTOR INDUSTRY	9
13. DISTRIBUTION BY DIRECT DEBTOR CIRCULANTIS, S.L. RATING	10
14. DISTRIBUTION BY INDIRECT DEBTOR CIRCULANTIS, S.L. RATING	10
15. DISTRIBUTION BY ASSETS CIRCULANTIS, S.L. RATING	10
16. DISTRIBUTION BY DAYS OVERDUE	11
17. CONCENTRATION BY DIRECT DEBTOR	12
18. CONCENTRATION BY INDIRECT DEBTOR	12

1. POOLINFORMATION AT CUT OFF DATE

DEAL OVERVIEW	
Total Portfolio Financed	59.818.020,92 €
Total Outstanding Portfolio	8.702.049,21 €
Default	0,00 €
Outstanding balance issued ¹	14.400.000,00 €
Current LOI ²	35.280.000,00 €
Compensation Received	0,00 €
LOI available	35.280.000,00 €
Coverage percentage on issued amount ¹	245,00%

¹ The coverage percentage of the issued outstanding balance may never be less than 100%.

² LOI (LIMIT OF INDEMNITY): maximum annual compensation by the Insurer.

2. GENERAL FUND INFORMATION

Relevant Dates and Others		Counterparties	
Date of Incorporation	15/12/2022	Issuer	Linkfactor Trade Receivables EUR 1, F.T.
Final maturity date	15/12/2029	Assignor	Linkfactor Pymes S.L.
Legal maturity date	15/12/2031	Main Collaborating Entity	LinkSecurities S.V., S.A.
Next payment date	19/06/2024	Servicer	Circulantis S.L.
Payment date	On the 10th Business Day of each month, or any day that is an Ordinary Maturity Date of a Note, or any day on which the Early Redemption of the Notes occurs.	Registered Advisor / Management Company	Titulización de Activos, S.G.F.T., S.A.
Amortization terms of promissory notes	Between 3 business days and 731 calendar days.	Paying Agent and Account Bank	Banco Santander S.A.
Securitized assets	Credit rights derived from the provision of financing and invoice discount services (factoring).	Insurer	Euler Hermes France
		Fund Auditor	Deloitte, S.L.
		Rating Agency	EthiFinance Ratings

3. PROMISSORY NOTES INFORMATION

ISIN	Ordinary Maturity Date	Outstanding Principal	Unit Nominal	Number of promissory notes issued	Current Outstanding Principal	Days until the ordinary maturity date	Rating		Listing and Trading	
							Current Rating	Rating at Issue Date	MARF	Vienna
ES0505699001	17/04/2023	1.400.000,00 €	100.000,00 €	14	0,00 €	0	A+	A+	Yes	No
ES0505699019	25/05/2023	1.700.000,00 €	100.000,00 €	17	0,00 €	0	A+	A+	Yes	No
ES0505699043	19/06/2023	600.000,00 €	100.000,00 €	6	0,00 €	0	A+	A+	Yes	No
ES0505699027	28/07/2023	2.200.000,00 €	100.000,00 €	22	0,00 €	0	A+	A+	Yes	No
ES0505699050	18/09/2023	2.700.000,00 €	100.000,00 €	27	0,00 €	0	A+	A+	Yes	No
ES0505699035	10/11/2023	700.000,00 €	100.000,00 €	7	0,00 €	0	A+	A+	Yes	No
ES0505699068	26/01/2024	1.000.000,00 €	100.000,00 €	10	0,00 €	0	A+	A+	Yes	No
ES0505699076	24/04/2024	2.100.000,00 €	100.000,00 €	21	0,00 €	0	A+	A+	Yes	No
ES0505699084	10/05/2024	1.500.000,00 €	100.000,00 €	15	0,00 €	0	A+	A+	Yes	No
ES0505699092	19/12/2023	3.000.000,00 €	100.000,00 €	30	0,00 €	0	A+	A+	Yes	No
ES0505699100	18/03/2024	2.700.000,00 €	100.000,00 €	27	0,00 €	0	A+	A+	Yes	No
ES0505699118	06/09/2024	1.900.000,00 €	100.000,00 €	19	1.900.000,00 €	98	A+	A+	Yes	No
ES0505699126	16/07/2024	3.800.000,00 €	100.000,00 €	38	3.800.000,00 €	46	A+	A+	Yes	No
ES0505699134	09/02/2024	800.000,00 €	100.000,00 €	8	0,00 €	0	A+	A+	Yes	No
ES0505699142	04/10/2024	2.800.000,00 €	100.000,00 €	28	2.800.000,00 €	126	A+	A+	Yes	No
ES0505699159	20/02/2024	5.000.000,00 €	100.000,00 €	50	0,00 €	0	A+	A+	Yes	No
ES0505699167	08/11/2024	100.000,00 €	100.000,00 €	1	100.000,00 €	161	A+	A+	Yes	No
ES0505699175	19/06/2024	2.300.000,00 €	100.000,00 €	23	2.300.000,00 €	19	A+	A+	Yes	No
ES0505699183	05/12/2024	800.000,00 €	100.000,00 €	8	800.000,00 €	188	A+	A+	Yes	No
ES0505699191	07/02/2025	600.000,00 €	100.000,00 €	6	600.000,00 €	252	A+	A+	Yes	No
ES0505699209	22/05/2024	5.000.000,00 €	100.000,00 €	50	0,00 €	0	A+	A+	Yes	No
ES0505699217	07/03/2025	100.000,00 €	100.000,00 €	1	100.000,00 €	280	A+	A+	Yes	No
ES0505699225	11/04/2025	1.200.000,00 €	100.000,00 €	12	1.200.000,00 €	315	A+	A+	Yes	No
ES0505699233	09/05/2025	800.000,00 €	100.000,00 €	8	800.000,00 €	343	A+	A+	Yes	No
Total Issued		44.800.000,00 €			14.400.000,00 €					

4. INFORMATION ABOUT ASSETS

Reporting period	May
Credit Rights collection period	01/05/2024 - 31/05/2024

Balances	Number of Credit Rights	Original Purchase Price	Original Nominal	Percentage of Balance (%)
Balance as of the beginning of the period	1047	7.298.396,72 €	8.262.549,12 €	88,33%
Collections during the reporting period	450	3.576.101,84 €	4.032.298,84 €	88,69%
Overdue Credit Rights during the reporting period	0	0,00 €	0,00 €	0,00%
Purchase of Additional Credit Rights during the reporting period	464	3.964.270,63 €	4.471.798,93 €	88,65%
Balance as of the end of the period	1.061	7.686.565,51 €	8.702.049,21 €	88,33%

5. HISTORICAL INFORMATION ABOUT ASSETS ^(*)

Month of Reporting	Number of Credit Rights	Original Purchase Price	Original Nominal	Percentage of Balance (%)
mayo-23	684	3.502.001,96 €	3.947.477,60 €	88,71%
junio-23	1054	5.552.202,75 €	6.248.977,80 €	88,85%
julio-23	604	3.597.964,11 €	4.057.584,69 €	88,67%
agosto-23	339	1.415.597,63 €	1.599.495,82 €	88,50%
septiembre-23	453	2.558.014,61 €	2.886.075,61 €	88,63%
octubre-23	845	5.908.021,44 €	6.646.885,62 €	88,88%
noviembre-23	839	5.957.614,24 €	6.712.269,68 €	88,76%
diciembre-23	962	7.272.429,03 €	8.203.606,72 €	88,65%
enero-24	905	8.442.248,38 €	9.519.411,68 €	88,68%
febrero-24	676	5.831.874,53 €	6.574.044,58 €	88,71%
marzo-24	888	7.038.411,61 €	7.932.443,44 €	88,73%
abril-24	1047	7.298.396,72 €	8.262.549,12 €	88,33%

(*) Last 12 months.

6. BALANCE OF FUND ACCOUNTS

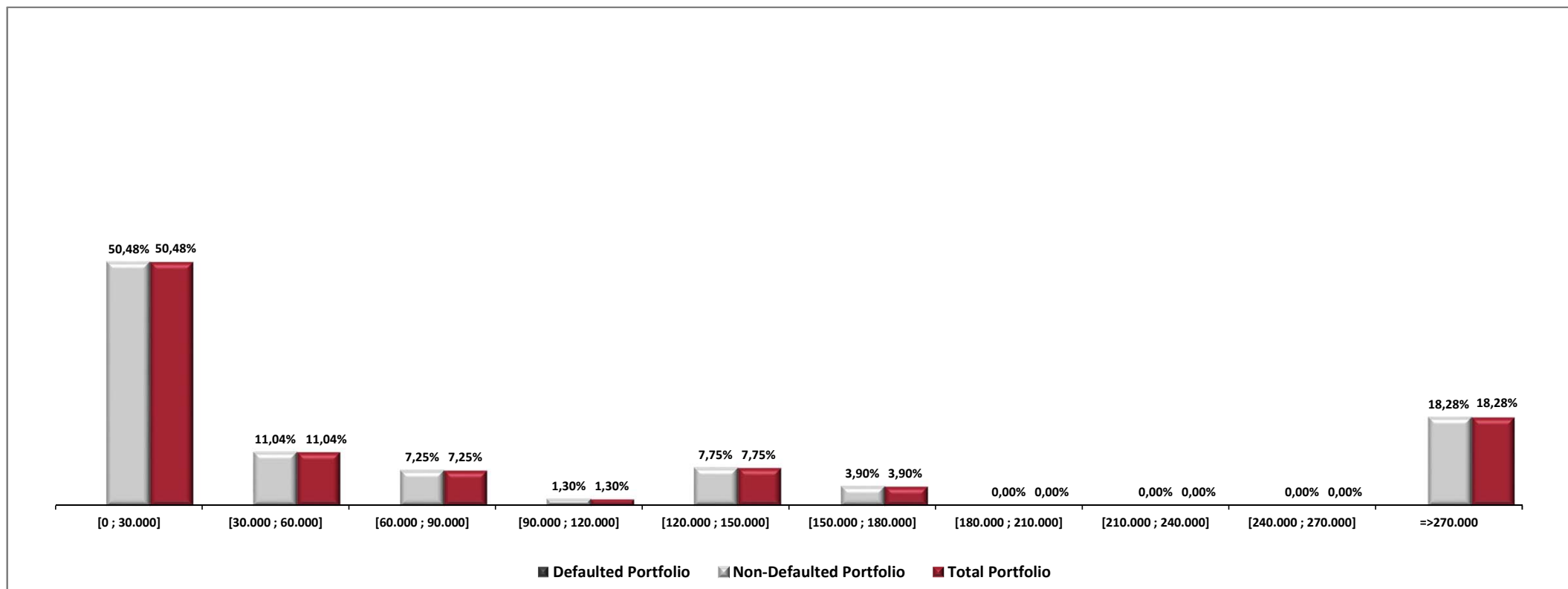
	Balance at 31/05/2024	Account Bank
Treasury Account	178.507,32 €	Banco Santander, S.A.
Purchase Account	6.860.906,71 €	

Cut Off Date: 31/5/2024

7. DISTRIBUTION BY OUTSTANDING NOMINAL AMOUNT

	OUTSTANDING AMOUNT IN EUROS			PERCENTAGE OF OUTSTANDING AMOUNT			NUMBER OF CREDIT RIGHTS			NUMBER OF DEBTORS		
	Total Portfolio	Non-Defaulted Portfolio	Defaulted Portfolio	Total Portfolio	Non-Defaulted Portfolio	Defaulted Portfolio	Total Portfolio	Non-Defaulted Portfolio	Defaulted Portfolio	Total Portfolio	Non-Defaulted Portfolio	Defaulted Portfolio
[0 ; 30.000]	4.392.955,78	4.392.955,78	0,00	50,48%	50,48%	0,00%	1.020	1.020	0	28	28	0
[30.000 ; 60.000]	960.434,84	960.434,84	0,00	11,04%	11,04%	0,00%	22	22	0	8	8	0
[60.000 ; 90.000]	631.143,41	631.143,41	0,00	7,25%	7,25%	0,00%	9	9	0	3	3	0
[90.000 ; 120.000]	113.113,34	113.113,34	0,00	1,30%	1,30%	0,00%	1	1	0	1	1	0
[120.000 ; 150.000]	674.682,23	674.682,23	0,00	7,75%	7,75%	0,00%	5	5	0	4	4	0
[150.000 ; 180.000]	339.038,55	339.038,55	0,00	3,90%	3,90%	0,00%	2	2	0	2	2	0
[180.000 ; 210.000]	0,00	0,00	0,00	0,00%	0,00%	0,00%	0	0	0	0	0	0
[210.000 ; 240.000]	0,00	0,00	0,00	0,00%	0,00%	0,00%	0	0	0	0	0	0
[240.000 ; 270.000]	0,00	0,00	0,00	0,00%	0,00%	0,00%	0	0	0	0	0	0
=>270.000	1.590.681,06	1.590.681,06	0,00	18,28%	18,28%	0,00%	2	2	0	2	2	0
Total	8.702.049,21	8.702.049,21	0,00	100,00%	100,00%	0,00%	1.061	1.061	0	0	0	0

Min nominal amount	12,56
Max nominal amount	920.888,28
Average nominal amount	8.201,74

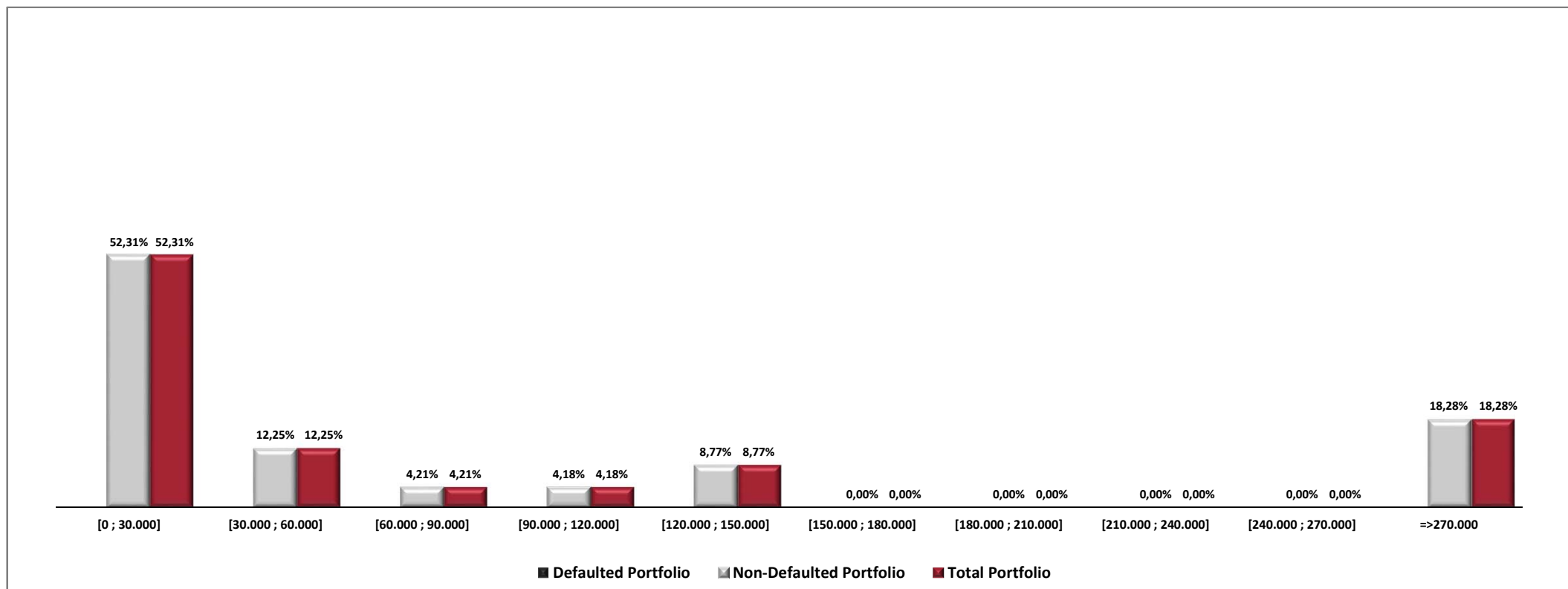


Cut Off Date: 31/5/2024

8. DISTRIBUTION BY PURCHASE PRICE

	OUTSTANDING AMOUNT IN EUROS			PERCENTAGE OF OUTSTANDING AMOUNT			NUMBER OF CREDIT RIGHTS			NUMBER OF DEBTORS		
	Total Portfolio	Non-Defaulted Portfolio	Defaulted Portfolio	Total Portfolio	Non-Defaulted Portfolio	Defaulted Portfolio	Total Portfolio	Non-Defaulted Portfolio	Defaulted Portfolio	Total Portfolio	Non-Defaulted Portfolio	Defaulted Portfolio
[0 ; 30.000]	4.551.824,44	4.551.824,44	0,00	52,31%	52,31%	0,00%	1.025	1.025	0	28	28	0
[30.000 ; 60.000]	1.066.296,42	1.066.296,42	0,00	12,25%	12,25%	0,00%	21	21	0	8	8	0
[60.000 ; 90.000]	366.413,17	366.413,17	0,00	4,21%	4,21%	0,00%	5	5	0	2	2	0
[90.000 ; 120.000]	363.403,57	363.403,57	0,00	4,18%	4,18%	0,00%	3	3	0	3	3	0
[120.000 ; 150.000]	763.430,55	763.430,55	0,00	8,77%	8,77%	0,00%	5	5	0	4	4	0
[150.000 ; 180.000]	0,00	0,00	0,00	0,00%	0,00%	0,00%	0	0	0	0	0	0
[180.000 ; 210.000]	0,00	0,00	0,00	0,00%	0,00%	0,00%	0	0	0	0	0	0
[210.000 ; 240.000]	0,00	0,00	0,00	0,00%	0,00%	0,00%	0	0	0	0	0	0
[240.000 ; 270.000]	0,00	0,00	0,00	0,00%	0,00%	0,00%	0	0	0	0	0	0
=>270.000	1.590.681,06	1.590.681,06	0,00	18,28%	18,28%	0,00%	2	2	0	2	2	0
Total	8.702.049,21	8.702.049,21	0,00	100,00%	100,00%	0,00%	1.061	1.061	0			

Min purchase price	11,21
Max purchase price	811.855,11
Average purchase price	7.244,64

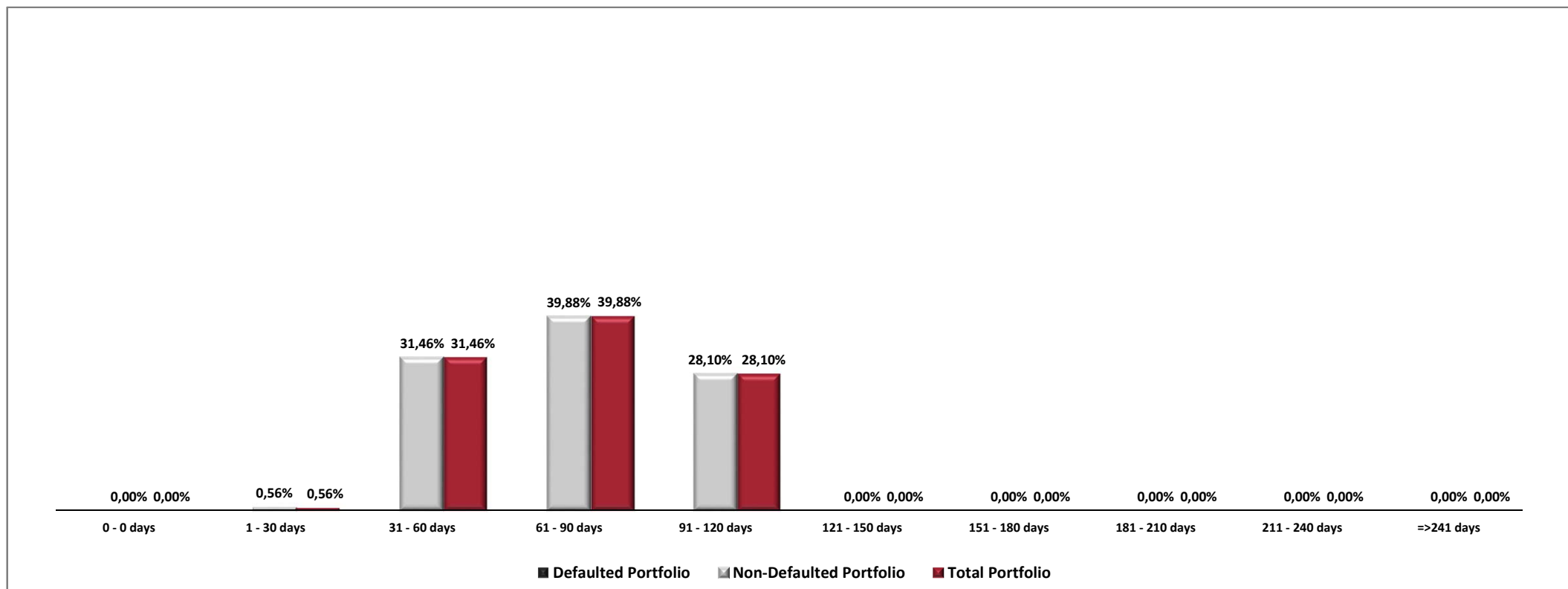


Cut Off Date: 31/5/2024

9. DISTRIBUTION BY ORIGINAL TERM

	OUTSTANDING AMOUNT IN EUROS			PERCENTAGE OF OUTSTANDING AMOUNT			NUMBER OF CREDIT RIGHTS			NUMBER OF DEBTORS		
	Total Portfolio	Non-Defaulted Portfolio	Defaulted Portfolio	Total Portfolio	Non-Defaulted Portfolio	Defaulted Portfolio	Total Portfolio	Non-Defaulted Portfolio	Defaulted Portfolio	Total Portfolio	Non-Defaulted Portfolio	Defaulted Portfolio
0 - 0 days	0,00	0,00	0,00	0,00%	0,00%	0,00%	0	0	0	0	0	0
1 - 30 days	48.459,79	48.459,79	0,00	0,56%	0,56%	0,00%	1	1	0	1	1	0
31 - 60 days	2.737.910,84	2.737.910,84	0,00	31,46%	31,46%	0,00%	373	373	0	18	18	0
61 - 90 days	3.470.173,43	3.470.173,43	0,00	39,88%	39,88%	0,00%	288	288	0	15	15	0
91 - 120 days	2.445.505,15	2.445.505,15	0,00	28,10%	28,10%	0,00%	399	399	0	8	8	0
121 - 150 days	0,00	0,00	0,00	0,00%	0,00%	0,00%	0	0	0	0	0	0
151 - 180 days	0,00	0,00	0,00	0,00%	0,00%	0,00%	0	0	0	0	0	0
181 - 210 days	0,00	0,00	0,00	0,00%	0,00%	0,00%	0	0	0	0	0	0
211 - 240 days	0,00	0,00	0,00	0,00%	0,00%	0,00%	0	0	0	0	0	0
=>241 days	0,00	0,00	0,00	0,00%	0,00%	0,00%	0	0	0	0	0	0
Total	8.702.049,21	8.702.049,21	0,00	100,00%	100,00%	0,00%	1.061	1.061	0	0	0	0

Min original maturity	30 days
Max original maturity	120 days
Average original maturity	76 days

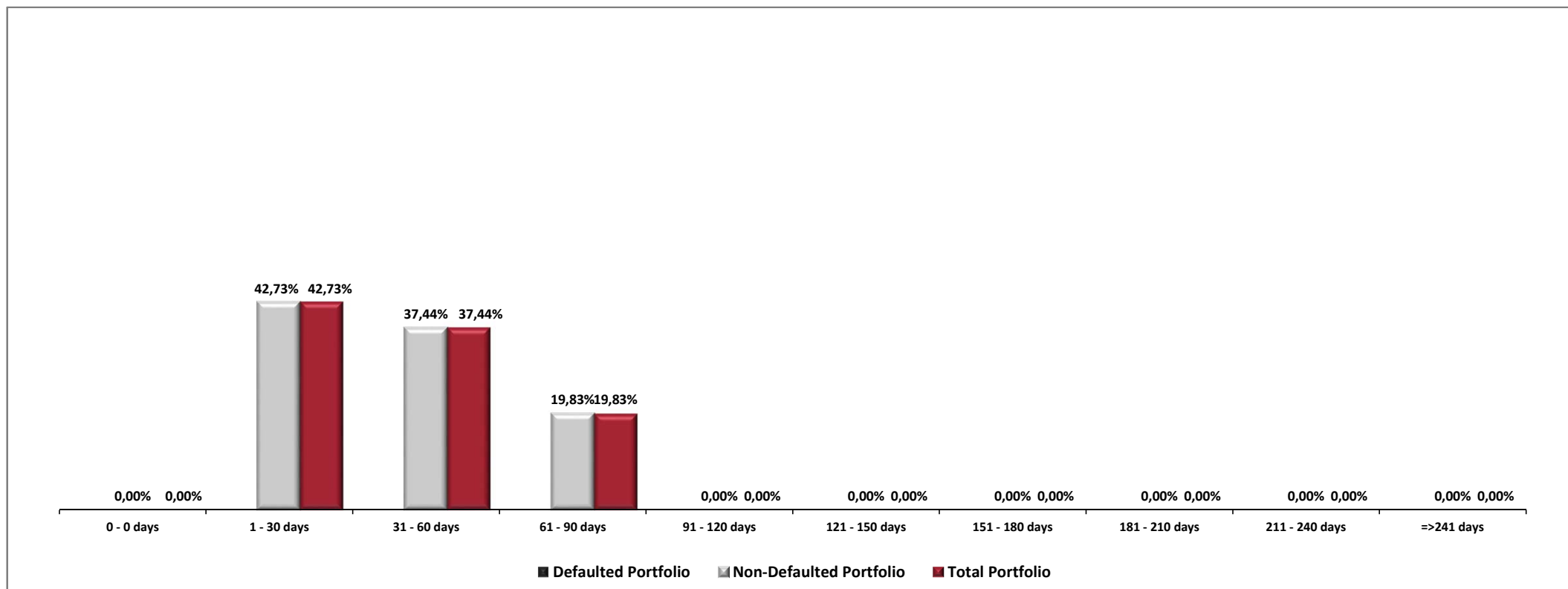


Cut Off Date: 31/5/2024

10. DISTRIBUTION BY REMAINING TERM

	OUTSTANDING AMOUNT IN EUROS			PERCENTAGE OF OUTSTANDING AMOUNT			NUMBER OF CREDIT RIGHTS			NUMBER OF DEBTORS		
	Total Portfolio	Non-Defaulted Portfolio	Defaulted Portfolio	Total Portfolio	Non-Defaulted Portfolio	Defaulted Portfolio	Total Portfolio	Non-Defaulted Portfolio	Defaulted Portfolio	Total Portfolio	Non-Defaulted Portfolio	Defaulted Portfolio
0 - 0 days	0,00	0,00	0,00	0,00%	0,00%	0,00%	0	0	0	0	0	0
1 - 30 days	3.718.416,30	3.718.416,30	0,00	42,73%	42,73%	0,00%	550	550	0	27	27	0
31 - 60 days	3.257.857,15	3.257.857,15	0,00	37,44%	37,44%	0,00%	409	409	0	21	21	0
61 - 90 days	1.725.775,76	1.725.775,76	0,00	19,83%	19,83%	0,00%	102	102	0	6	6	0
91 - 120 days	0,00	0,00	0,00	0,00%	0,00%	0,00%	0	0	0	0	0	0
121 - 150 days	0,00	0,00	0,00	0,00%	0,00%	0,00%	0	0	0	0	0	0
151 - 180 days	0,00	0,00	0,00	0,00%	0,00%	0,00%	0	0	0	0	0	0
181 - 210 days	0,00	0,00	0,00	0,00%	0,00%	0,00%	0	0	0	0	0	0
211 - 240 days	0,00	0,00	0,00	0,00%	0,00%	0,00%	0	0	0	0	0	0
=>241 days	0,00	0,00	0,00	0,00%	0,00%	0,00%	0	0	0	0	0	0
Total	8.702.049,21	8.702.049,21	0,00	100,00%	100,00%	0,00%	1.061	1061	0	0	0	0

Min remaining term	1 days
Max remaining term	81 days
Average remaining term	30 days

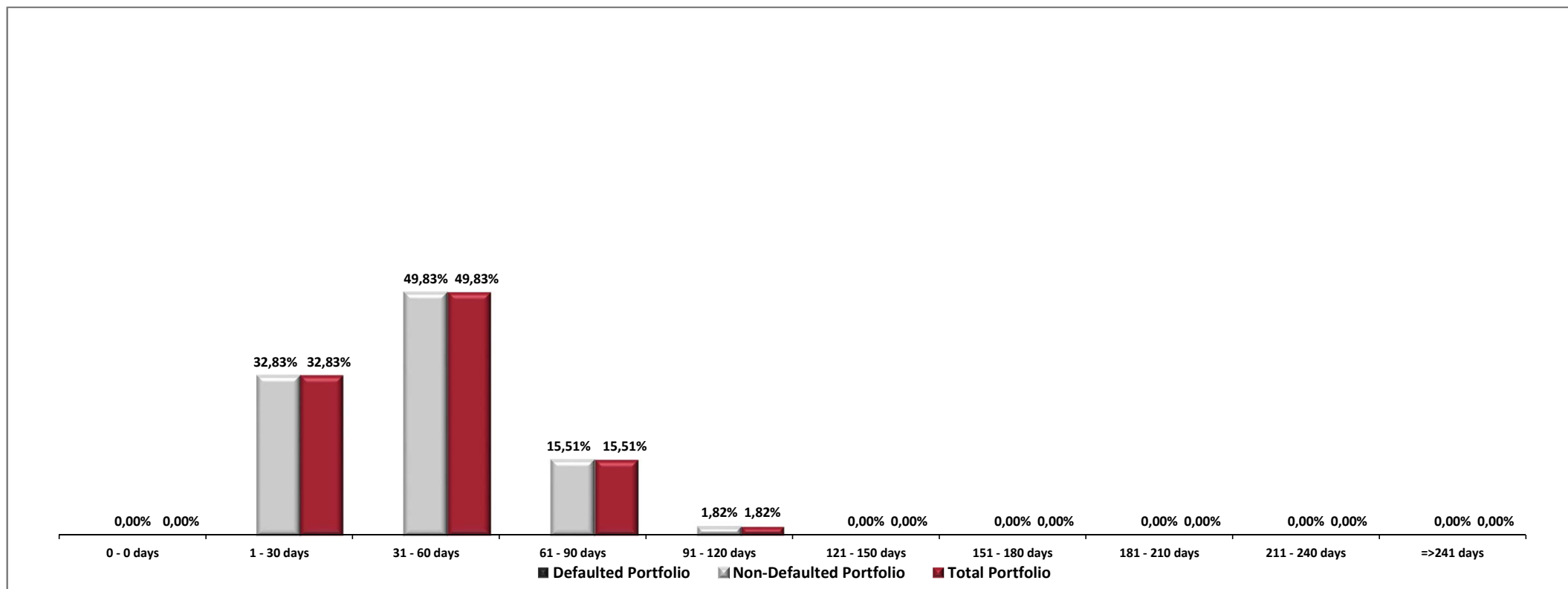


Cut Off Date: 31/5/2024

11. DISTRIBUTION BY SEASONING

	OUTSTANDING AMOUNT IN EUROS			PERCENTAGE OF OUTSTANDING AMOUNT			NUMBER OF CREDIT RIGHTS			NUMBER OF DEBTORS		
	Total Portfolio	Non-Defaulted Portfolio	Defaulted Portfolio	Total Portfolio	Non-Defaulted Portfolio	Defaulted Portfolio	Total Portfolio	Non-Defaulted Portfolio	Defaulted Portfolio	Total Portfolio	Non-Defaulted Portfolio	Defaulted Portfolio
0 - 0 days	0,00	0,00	0,00	0,00%	0,00%	0,00%	0	0	0	0	0	0
1 - 30 days	2.856.685,15	2.856.685,15	0,00	32,83%	32,83%	0,00%	213	213	0	22	22	0
31 - 60 days	4.336.666,08	4.336.666,08	0,00	49,83%	49,83%	0,00%	546	546	0	26	26	0
61 - 90 days	1.349.957,47	1.349.957,47	0,00	15,51%	15,51%	0,00%	230	230	0	6	6	0
91 - 120 days	158.740,51	158.740,51	0,00	1,82%	1,82%	0,00%	72	72	0	1	1	0
121 - 150 days	0,00	0,00	0,00	0,00%	0,00%	0,00%	0	0	0	0	0	0
151 - 180 days	0,00	0,00	0,00	0,00%	0,00%	0,00%	0	0	0	0	0	0
181 - 210 days	0,00	0,00	0,00	0,00%	0,00%	0,00%	0	0	0	0	0	0
211 - 240 days	0,00	0,00	0,00	0,00%	0,00%	0,00%	0	0	0	0	0	0
=>241 days	0,00	0,00	0,00	0,00%	0,00%	0,00%	0	0	0	0	0	0
Total	8.702.049,21	8.702.049,21	0,00	100,00%	100,00%	0,00%	1.061	1061	0	0	0	0

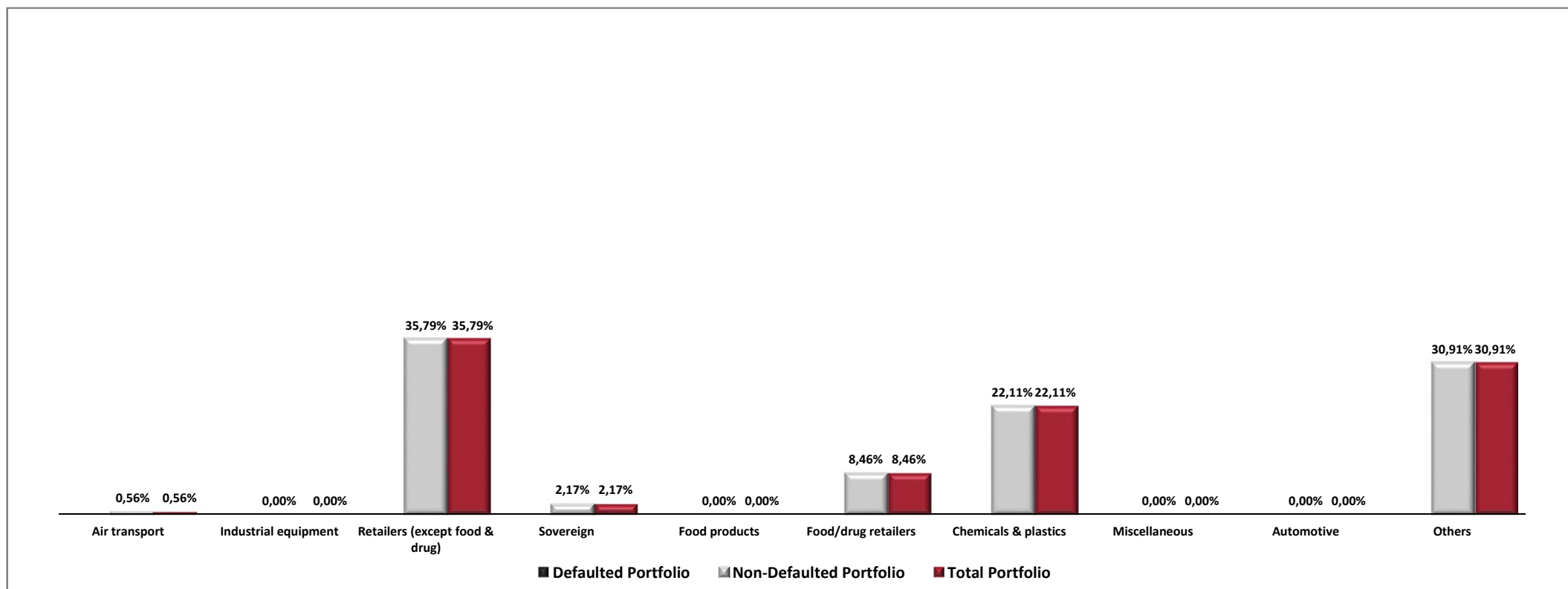
Min seasoning	3 days
Max seasoning	94 days
Average seasoning	46 days



Cut Off Date: 31/5/2024

12. DISTRIBUTION BY DIRECT DEBTOR INDUSTRY

	OUTSTANDING AMOUNT IN EUROS			PERCENTAGE OF OUTSTANDING AMOUNT			NUMBER OF CREDIT RIGHTS			NUMBER OF DEBTORS		
	Total Portfolio	Non-Defaulted Portfolio	Defaulted Portfolio	Total Portfolio	Non-Defaulted Portfolio	Defaulted Portfolio	Total Portfolio	Non-Defaulted Portfolio	Defaulted Portfolio	Total Portfolio	Non-Defaulted Portfolio	Defaulted Portfolio
Air transport	48.459,79	48.459,79	0,00	0,56%	0,56%	0,00%	1	1	0	1	1	0
Industrial equipment	0,00	0,00	0,00	0,00%	0,00%	0,00%	0	0	0	0	0	0
Retailers (except food & drug)	3.114.662,44	3.114.662,44	0,00	35,79%	35,79%	0,00%	520	520	0	9	9	0
Sovereign	188.547,80	188.547,80	0,00	2,17%	2,17%	0,00%	4	4	0	2	2	0
Food products	0,00	0,00	0,00	0,00%	0,00%	0,00%	0	0	0	0	0	0
Food/drug retailers	736.450,53	736.450,53	0,00	8,46%	8,46%	0,00%	376	376	0	2	2	0
Chemicals & plastics	1.924.202,84	1.924.202,84	0,00	22,11%	22,11%	0,00%	100	100	0	5	5	0
Miscellaneous	0,00	0,00	0,00	0,00%	0,00%	0,00%	0	0	0	0	0	0
Automotive	0,00	0,00	0,00	0,00%	0,00%	0,00%	0	0	0	0	0	0
Others	2.689.725,81	2.689.725,81	0,00	30,91%	30,91%	0,00%	60	60	0	17	17	0
Total	8.702.049,21	8.702.049,21	0,00	100,00%	100,00%	0,00%	1.061	1061	0	36	36	0



Cut Off Date: 31/5/2024

13. DISTRIBUTION BY DIRECT DEBTOR CIRCULANTIS, S.L. RATING

	OUTSTANDING AMOUNT IN EUROS			PERCENTAGE OF OUTSTANDING AMOUNT			NUMBER OF CREDIT RIGHTS			NUMBER OF DEBTORS		
	Total Portfolio	Non-Defaulted Portfolio	Defaulted Portfolio	Total Portfolio	Non-Defaulted Portfolio	Defaulted Portfolio	Total Portfolio	Non-Defaulted Portfolio	Defaulted Portfolio	Total Portfolio	Non-Defaulted Portfolio	Defaulted Portfolio
A	8.604.851,73	8.604.851,73	0,00	98,88%	98,88%	0,00%	1.054	1054	0	34	34	0
B	97.197,48	97.197,48	0,00	1,12%	1,12%	0,00%	7	7	0	2	2	0
C	0,00	0,00	0,00	0,00%	0,00%	0,00%	0	0	0	0	0	0
Total	8.702.049,21	8.702.049,21	0,00	100,00%	100,00%	0,00%	1.061	1061	0	36	36	0

14. DISTRIBUTION BY INDIRECT DEBTOR CIRCULANTIS, S.L. RATING

	OUTSTANDING AMOUNT IN EUROS			PERCENTAGE OF OUTSTANDING AMOUNT			NUMBER OF CREDIT RIGHTS			NUMBER OF DEBTORS		
	Total Portfolio	Non-Defaulted Portfolio	Defaulted Portfolio	Total Portfolio	Non-Defaulted Portfolio	Defaulted Portfolio	Total Portfolio	Non-Defaulted Portfolio	Defaulted Portfolio	Total Portfolio	Non-Defaulted Portfolio	Defaulted Portfolio
A	2.193.331,01	2.193.331,01	0,00	25,20%	25,20%	0,00%	198	198	0	7	7	0
B	1.434.996,80	1.434.996,80	0,00	16,49%	16,49%	0,00%	336	336	0	17	17	0
C	5.073.721,40	5.073.721,40	0,00	58,30%	58,30%	0,00%	527	527	0	17	17	0
Total	8.702.049,21	8.702.049,21	0,00	100,00%	100,00%	0,00%	1.061	1061	0	41	41	0

15. DISTRIBUTION BY ASSETS CIRCULANTIS, S.L. RATING

	OUTSTANDING AMOUNT IN EUROS			PERCENTAGE OF OUTSTANDING AMOUNT			NUMBER OF CREDIT RIGHTS			NUMBER OF DEBTORS		
	Total Portfolio	Non-Defaulted Portfolio	Defaulted Portfolio	Total Portfolio	Non-Defaulted Portfolio	Defaulted Portfolio	Total Portfolio	Non-Defaulted Portfolio	Defaulted Portfolio	Total Portfolio	Non-Defaulted Portfolio	Defaulted Portfolio
A	8.702.049,21	8.702.049,21	0,00	100,00%	100,00%	0,00%	1.061	1061	0	36	36	0
B	0,00	0,00	0,00	0,00%	0,00%	0,00%	0	0	0	0	0	0
C	0,00	0,00	0,00	0,00%	0,00%	0,00%	0	0	0	0	0	0
Total	8.702.049,21	8.702.049,21	0,00	100,00%	100,00%	0,00%	1.061	1061	0	36	36	0

16. DISTRIBUTION BY DAYS OVERDUE

	OUTSTANDING AMOUNT IN EUROS	PERCENTAGE OF OUTSTANDING AMOUNT	NUMBER OF CREDIT RIGHTS
Not overdue	8.702.049,21	100,00%	1.061
1 - 30 days	0,00	0,00%	0
30 - 60 days	0,00	0,00%	0
60 - 90 days	0,00	0,00%	0
90 - 120 days	0,00	0,00%	0
120 - 150 days	0,00	0,00%	0
150 - 180 days	0,00	0,00%	0
180 - 210 days	0,00	0,00%	0
210 - 240 days	0,00	0,00%	0
=>240 days	0,00	0,00%	0
Total	8.702.049,21	100,00%	1.061

Min overdue	0 days
Max overdue	0 days
Average overdue	0 days

17. CONCENTRATION BY DIRECT DEBTOR

	OUTSTANDING AMOUNT IN EUROS	PERCENTAGE OVER LOI	NUMBER OF CREDIT RIGHTS
Top 1	2.582.843,15	7,32%	504
Top 2	1.770.854,59	5,02%	94
Top 3	920.888,28	2,61%	1
Top 4	839.866,53	2,38%	2
Top 5	706.335,48	2,00%	329
Top 6	280.973,42	0,80%	2
Top 7	229.903,80	0,65%	3
Top 8	177.873,18	0,50%	3
Top 9	127.627,35	0,36%	1
Top 10	115.972,97	0,33%	3
Others	948.910,46	2,69%	119
Total	8.702.049,21	24,67%	1.061

18. CONCENTRATION BY INDIRECT DEBTOR

	OUTSTANDING AMOUNT IN EUROS	PERCENTAGE OVER LOI	NUMBER OF CREDIT RIGHTS
Top 1	1.969.057,56	5,58%	421
Top 2	1.770.854,59	5,02%	94
Top 3	936.559,72	2,65%	3
Top 4	839.866,53	2,38%	2
Top 5	609.815,36	1,73%	81
Top 6	524.096,59	1,49%	14
Top 7	446.938,77	1,27%	81
Top 8	229.903,80	0,65%	3
Top 9	177.873,18	0,50%	3
Top 10	135.383,03	0,38%	154
Others	1.061.700,08	3,01%	205
Total	8.702.049,21	24,67%	1.061